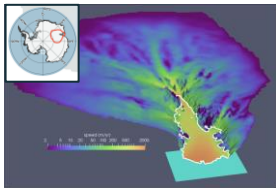




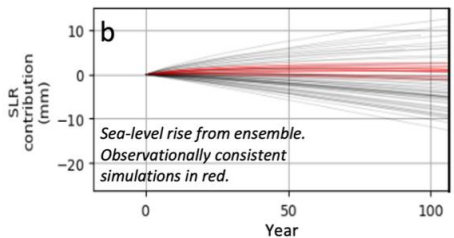
Quantifying uncertainty in projections of sea-level contribution from the Antarctic Ice Sheet

Matthew Hoffman, Los Alamos National Laboratory | FAnSSIE SciDAC

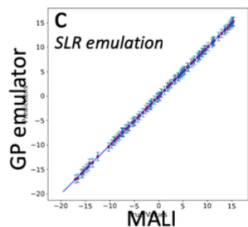
Bayesian calibration of sea-level contribution from Amery Ice Shelf basin



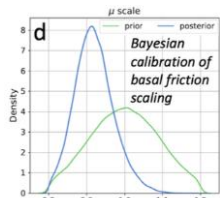
1 Perturbed parameter historical simulations



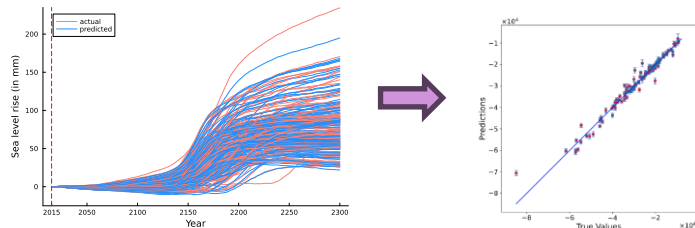
Gaussian process emulation



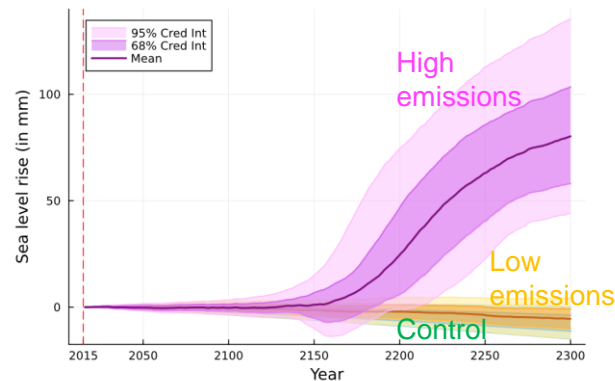
2 Bayesian calibration of 6 model parameters



3 Perturbed parameter projections to 2300 GP/PCA emulation of time series



4 Probabilistic projections of sea-level rise



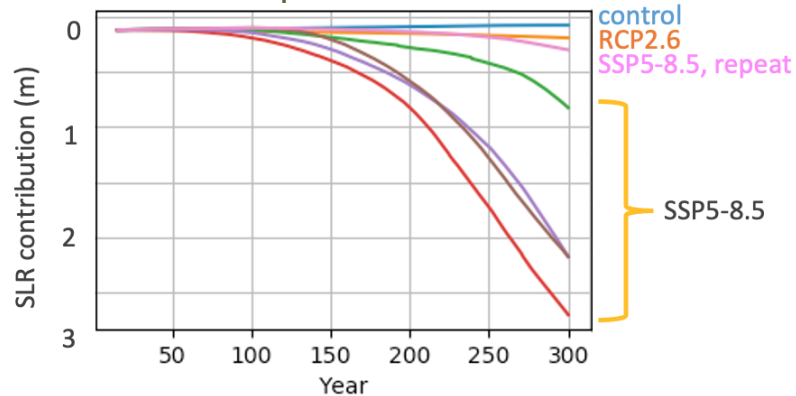


Quantifying uncertainty in projections of sea-level contribution from the Antarctic Ice Sheet

Matthew Hoffman, Los Alamos National Laboratory | FAnSSIE SciDAC

Antarctice Ice Sheet projections to 2300

MALI forced by CMIP6 atmosphere and ocean output (ISMIP6-AIS-2300)



+50 sensitivity experiments

sub-shelf melt, basal friction, discretization order, resolution

